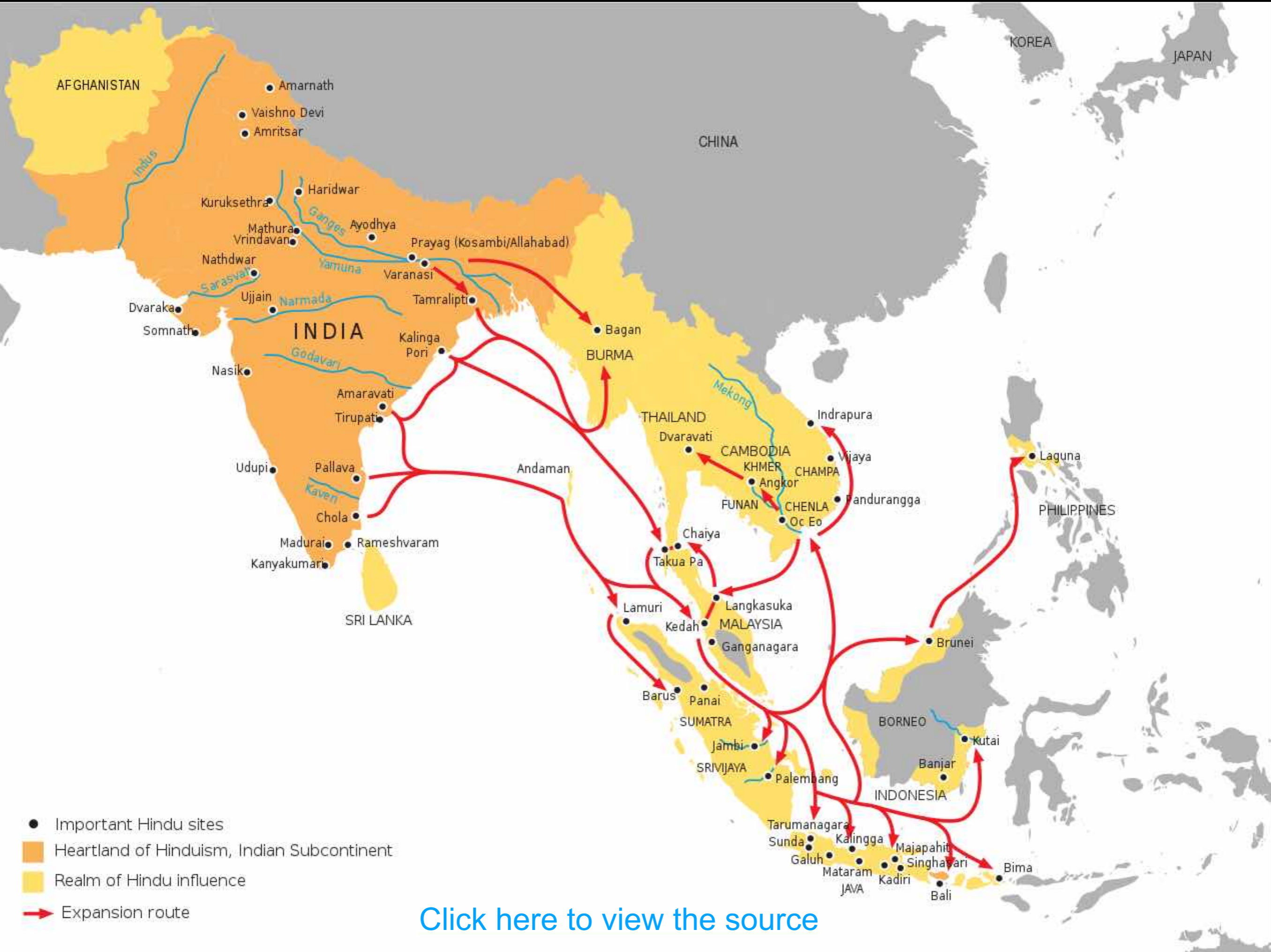




# Info of Malaysian Wayang Kulit

- shadow puppet came to Malaysia about 500 years ago
- shadow puppet is originated from **India** (as Indian culture influenced the whole South East Asia profoundly)
- each countries has their own style & identity





[Click here to view the source](#)



# Different shadow puppets around the world



INDIA



INDIA



TURKEY



TURKEY  
(Busra)



GREEK



CHINA



CHINA



TAIWAN



CAMBODIA



THAILAND



THAILAND  
(Southern)



MALAYSIA  
(Kelantan)



MALAYSIA  
(Kedah)

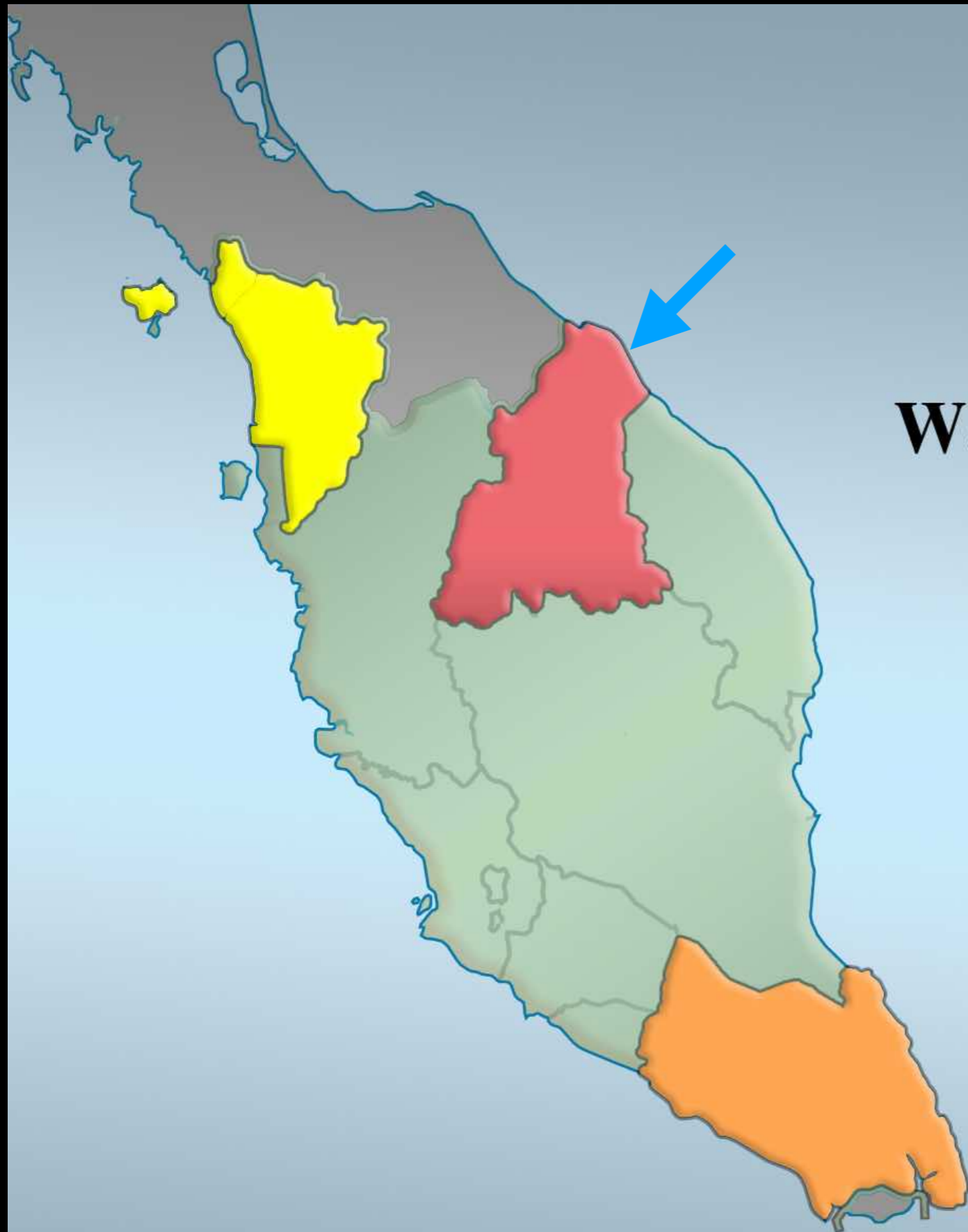


INDONESIA






INDONESIA  
(Bali)





## Wayang Kulit of Malaysia

-  *Wayang Gedek*
-  *Wayang Melayu*
-  *Wayang Purwa*

# Malaysian version



# Javanese version



- \* more sturdy & solid
- \* inner arm holding a tool/weapon
- \* main character standing on a naga.



## Audience's view

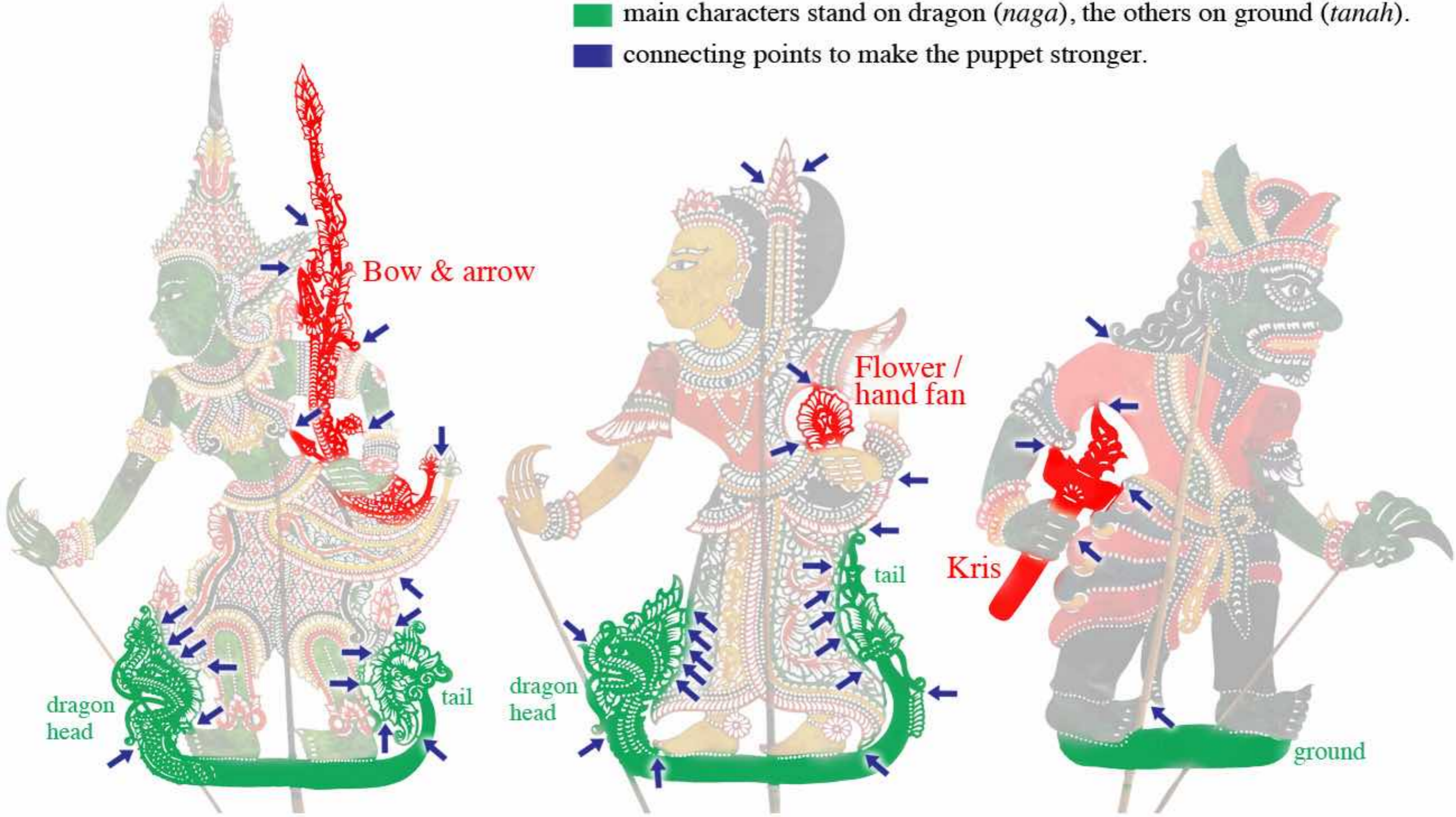


Malaysian version: puppet colors are visible during performance.  
because we use translucent pigments (Art-line inks & marker pens)



# Identities of Malaysian wayang kulit

- inner arm holding a representative object/tool.
- main characters stand on dragon (*naga*), the others on ground (*tanah*).
- connecting points to make the puppet stronger.








### Back hand (inner arm):

- Usually the puppet will be holding the tool that represent his/her job or occupation.
- Archers= bow and arrow, Soldier= sword, Princess= hand fan.
- Visually this helps audience to identify who the character is.





### Base (Tanah):

- main characters will be standing on a dragon (Naga), or sometimes a creature. It was meant to show the status or the position of the character.



- Secondary characters will be standing on piece of ground (Tanah).

- From the puppeteer's point of view, this serve as something useful because it connects both of the puppet's leg together, minimise the chances of tangling with other puppets (which might tear the puppet apart).





## Weapons of wayang kulit



## How puppet use the weapon:



Hold the wood sticks of **the weapon** & **the hand** tightly together, so the weapon is consider attached to the puppet's finger.



# Sample of Malaysian wayang kulit

*Seri Rama*



*Sita Dewi*





# Sample of Malaysian wayang kulit

*Hanuman*



*Lakjuna*





# Sample of Malaysian wayang kulit

*Wak Long*



*Pak Dogol*





# Sample of Malaysian wayang kulit

*Maharaja Rawana*



*Babu Kenong*





Contact info:

e-mail: [fusionwayangkulit@gmail.com](mailto:fusionwayangkulit@gmail.com)

Find out more about us at: **FusionWayangKulit**

